



ಬೃಹತ್ ಬೆಂಗಳೂರು ಮಹಾನಗರ ಪಾಲಿಕೆ
Bruhat Bengaluru Mahanagara Palike



BBMP COVID-19 WAR ROOM 24.07.2022



OVERVIEW OF COVID-19 IN BENGALURU

CASE TRENDS ACTIVE CASES **7,734**

<u>Confirmed Cases</u>	<u>Recovered Cases</u>	<u>Death Cases</u>
910 18,27,295 #	706 18,02,588 #	0 16,973 #

HOSPITALIZATION **34**

<u>ICU – V</u>	<u>ICU</u>	<u>HDU</u>	<u>General</u>
-	6	-	28

INCLUDES GOVT. QUOTA AND PRIVATE WALK-IN HOSPITALIZATION

VACCINATION **23,525** 2,00,41,464 #

<u>First Dose</u>	<u>Second Dose</u>	<u>Precaution Dose</u>
903 96,53,427 #	3,306 93,73,449 #	19,316 10,14,588 #

TRIAGING

MTU
21

Tele Triage
865

ACTIVE CLUSTERS

22

Budding Clusters (<5 Cases)
21

Clusters (> 5 cases)
1

TESTING **10,018** 3,09,24,109 #

<u>RAT</u>	<u>RTPCR</u>
1,901	8,117

Positivity : 7.09%
*FOR LAST 7 DAYS

: indicates cumulative numbers till date



ABSTRACT OF COVID-19 SCENARIO IN BENGALURU

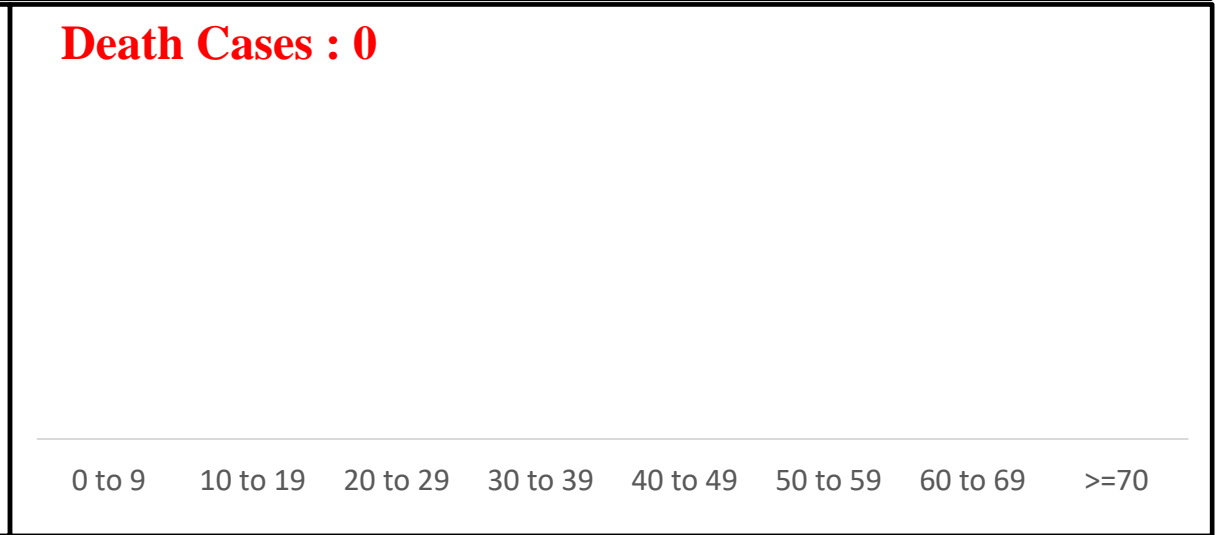
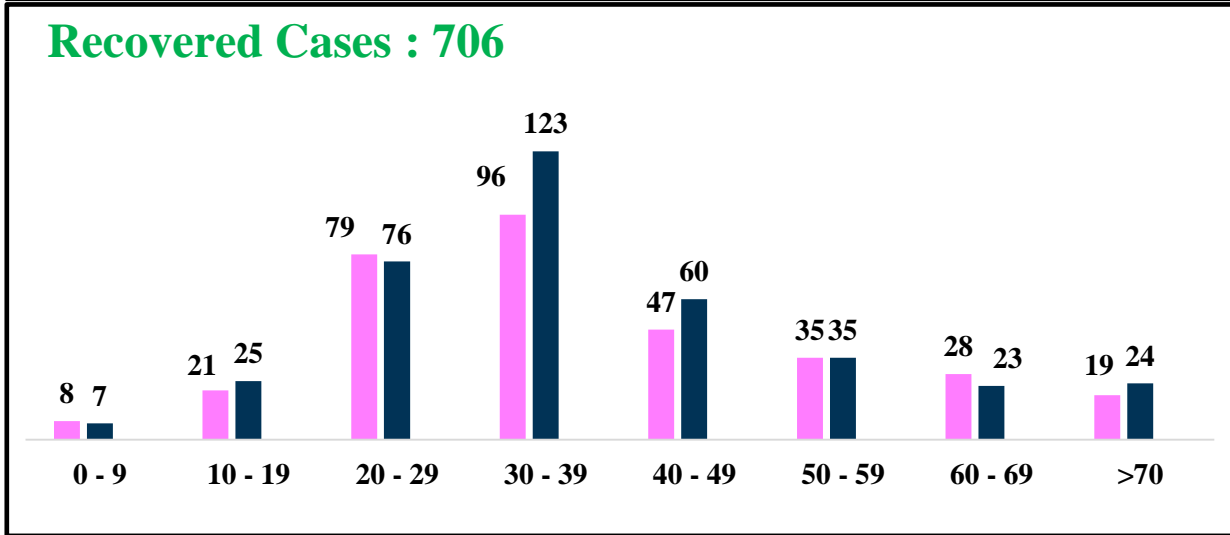
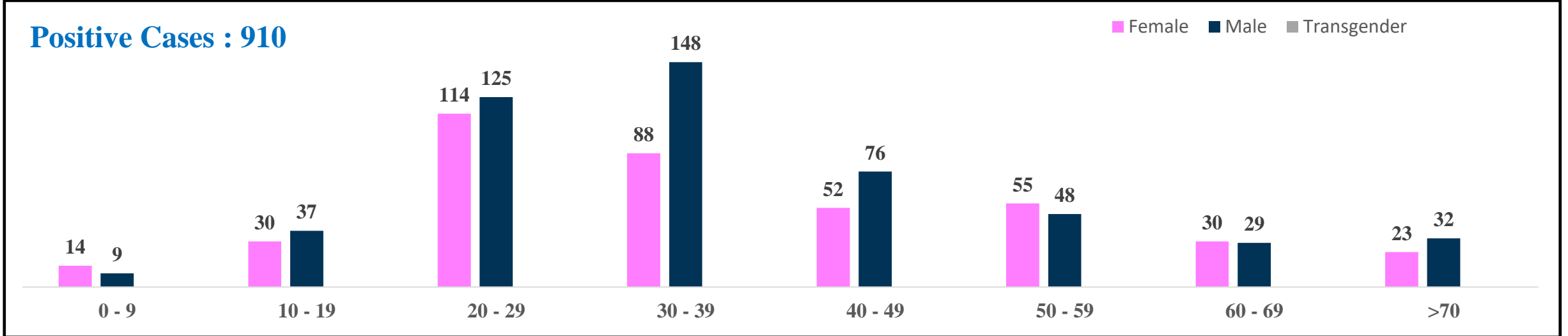


	MALE			FEMALE			TRANSGENDER			TOTAL		
	Last 24 Hours	Last 7 Days	Cumulative	Last 24 Hours	Last 7 Days	Cumulative	Last 24 Hours	Last 7 Days	Cumulative	Last 24 Hours	Last 7 Days	Cumulative
Positive Cases	504	4,340	10,78,679	406	3,510	7,47,724	0	0	196	910	7,850	18,27,295
Recovered Cases	373	3,879	10,63,533	333	3,115	7,38,963	0	0	185	706	6,994	18,02,588
Death Cases	0	0	10,749	0	0	6,220	0	0	4	0	0	16,973
Total Tests Done	In Last 24 hrs. : 10,018			In last 7 days : 1,10,767			Cumulative : 3,09,24,109					
Vaccine Doses Administered	In Last 24 hrs. : 23,525			In last 7 days : 1,19,266			Cumulative : 2,00,41,464					
ACTIVE CASES									7,734			

*Covid deaths occurred today : 00 | Covid deaths occurred beyond last 24 hrs., reported today : 00



LAST 24 HOURS AGE GROUP AND GENDER WISE DISTRIBUTION

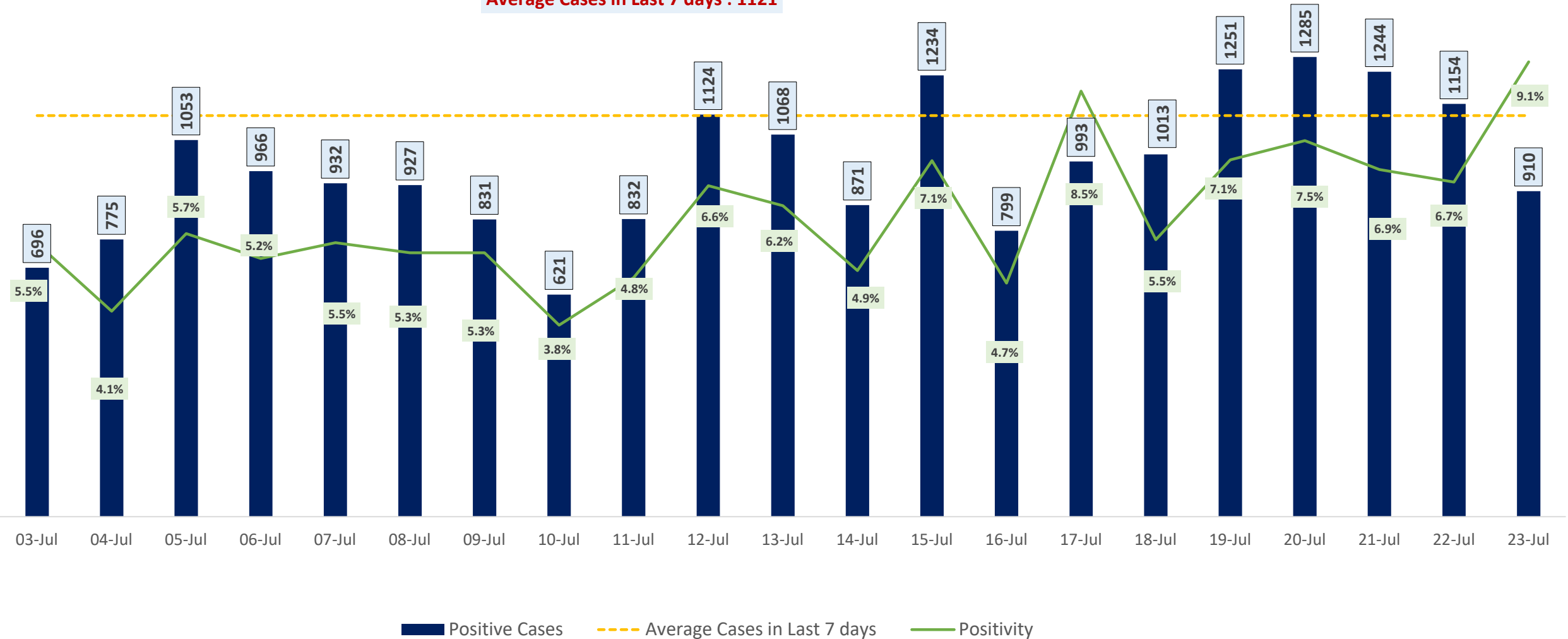




POSITIVITY RATE OF BENGALURU – LAST 21 DAYS



Average Cases in Last 7 days : 1121

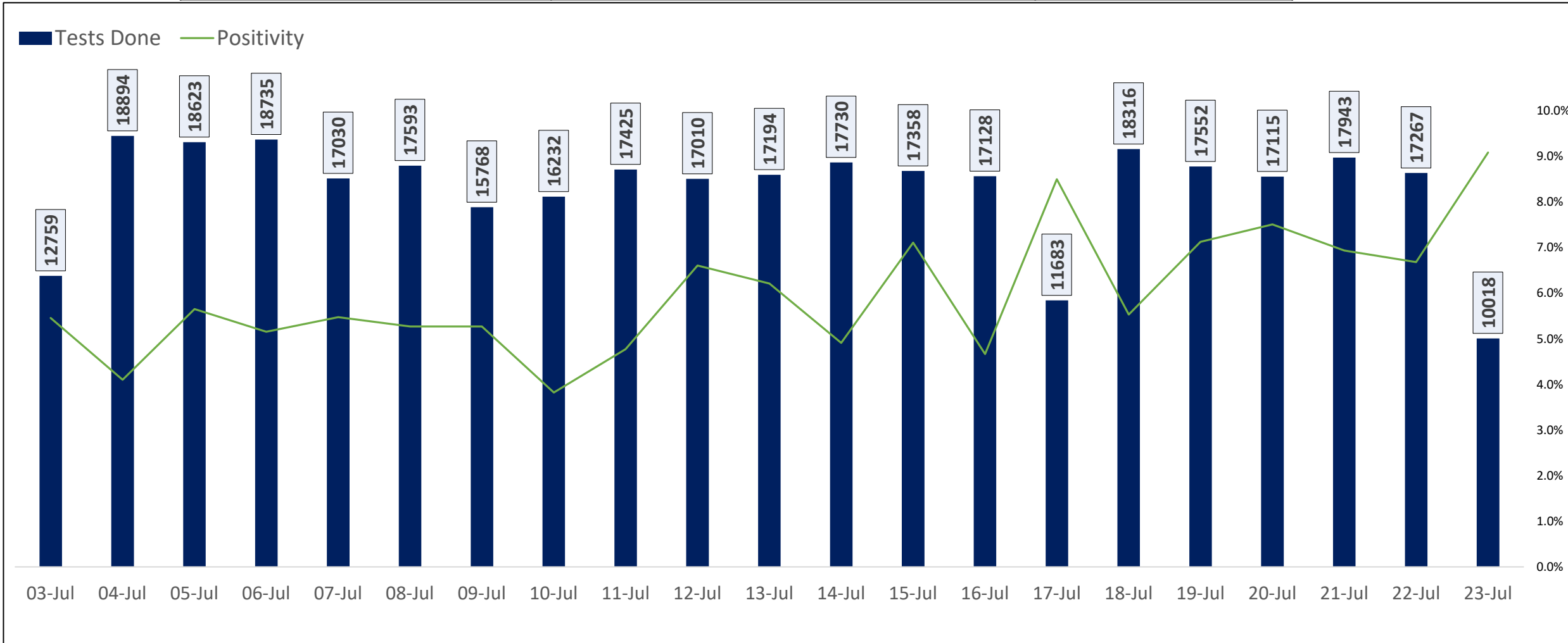




TESTING TRENDS IN BENGALURU

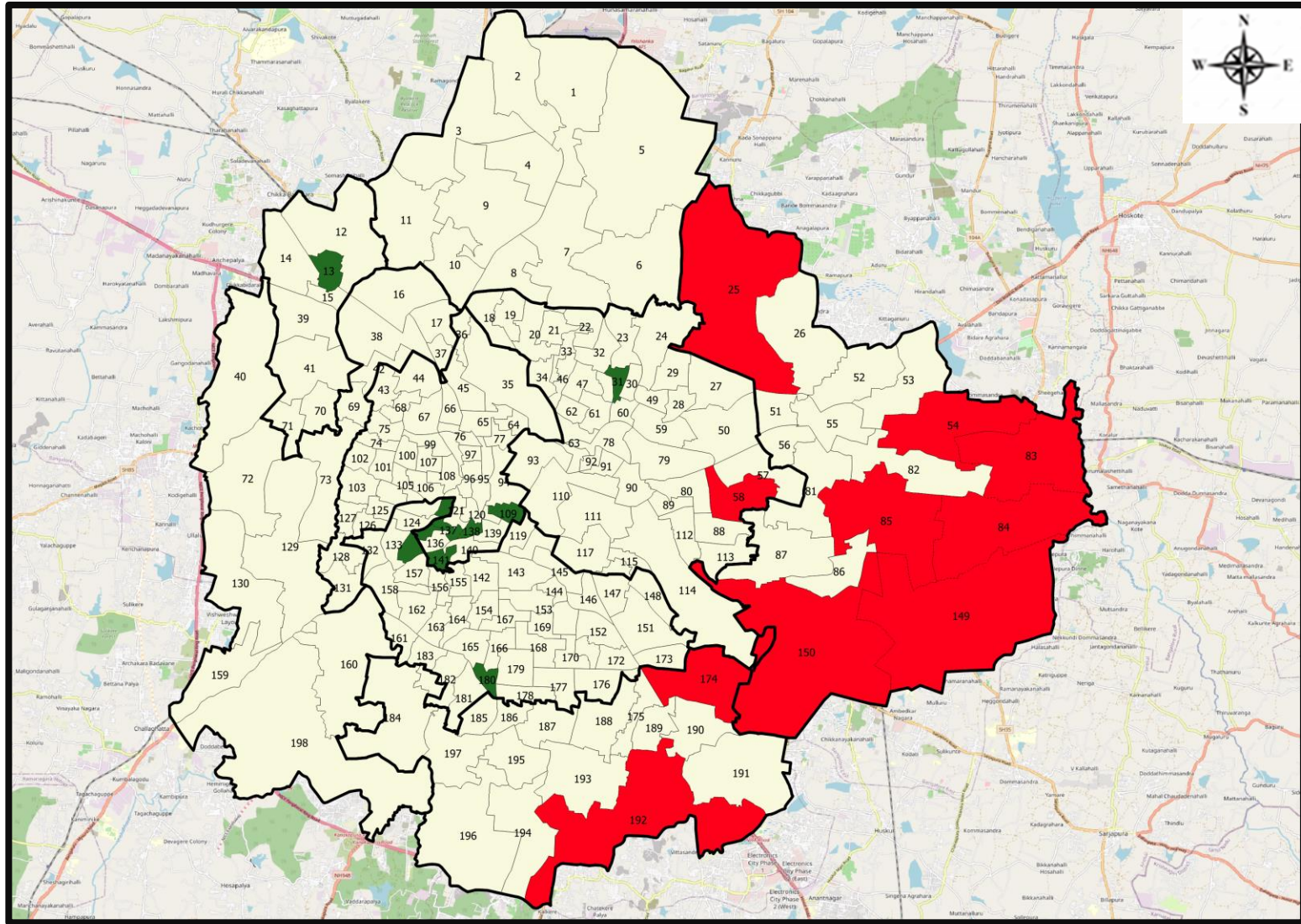


Total Test Conducted Till Date	Test Conducted Last 24 hours	Last 7 Days Average
3,09,24,109	10,018	15,824





BENGALURU URBAN MAP SHOWING TREND OF POSITIVE CASES IN LAST 7 DAYS



Top 10 wards reporting highest number of positive cases in last 7 days

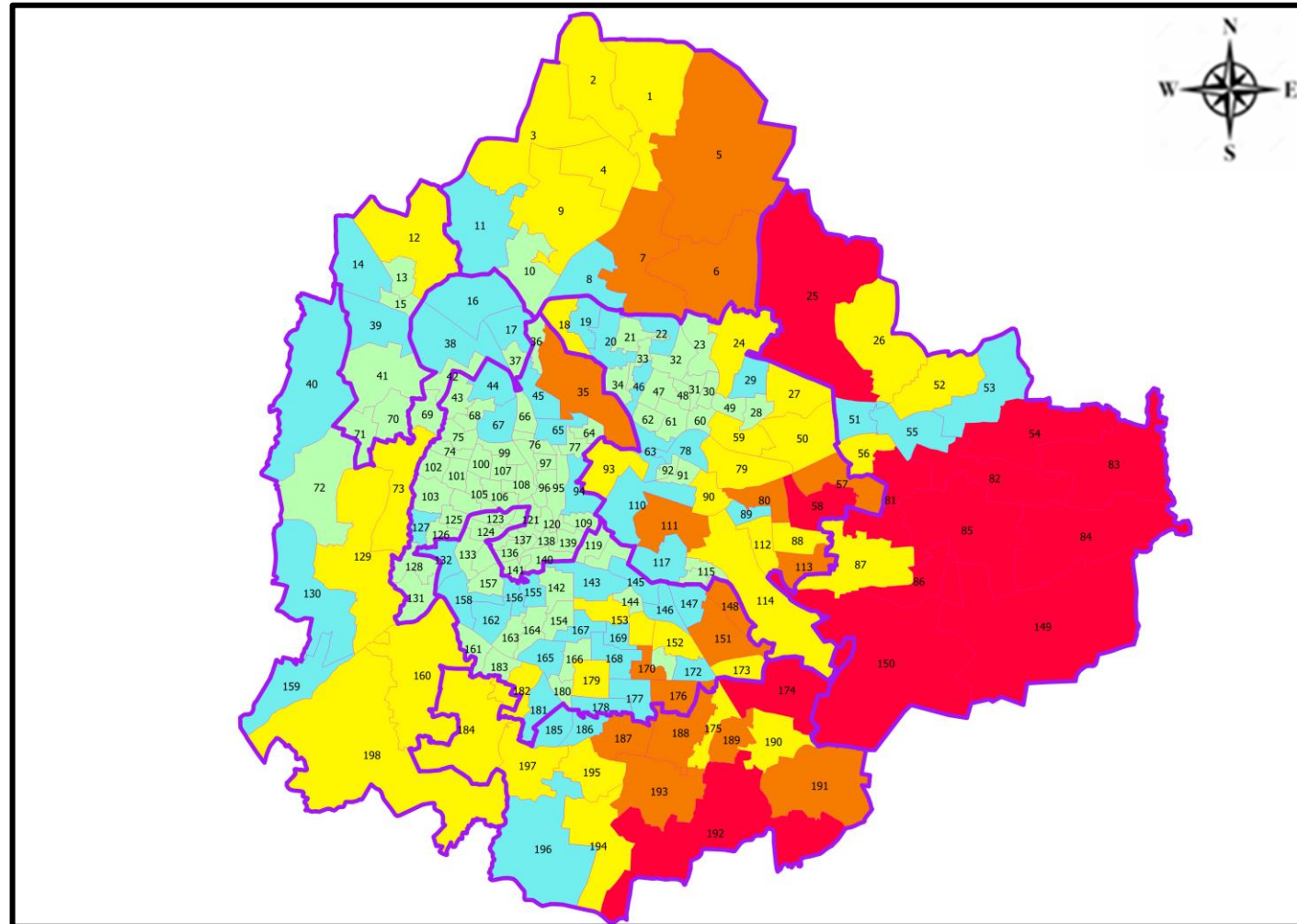
Ward No.	Ward Name	Daily Cases Average
150	Bellanduru	79
85	Dodda Nekkundi	40
83	Kadugodi	40
174	HSR Layout	32
149	Varthuru	31
25	Horamavu	31
84	Hagadur	20
54	Hudi	19
58	New Tippasandra	18
192	Begur	17







Top 10 wards reporting least number of positive cases in last 7 days

Ward No.	Ward Name	Daily Cases Average
180	Banashankari Temple Ward	0
137	Rayapura	0
122	Kempapura Agrahara	0
109	Chickpete	0
31	Kushal Nagar	0
13	Mallasandra	0
141	Azad Nagar	0
138	Chalavadipalya	0
135	Padarayanapura	0
134	Bapuji Nagar	0



BENGALURU MAP SHOWING INTENSITY OF POSITIVE CASES IN LAST 7 DAYS



-  **Level 1 : 0 to 10 Cases**
-  **Level 2 : 10 to 25 Cases**
-  **Level 3 : 25 to 50 Cases**
-  **Level 4 : 50 to 100 Cases**
-  **Level 5 : More than 100 Cases**
-  **Zone Boundaries**

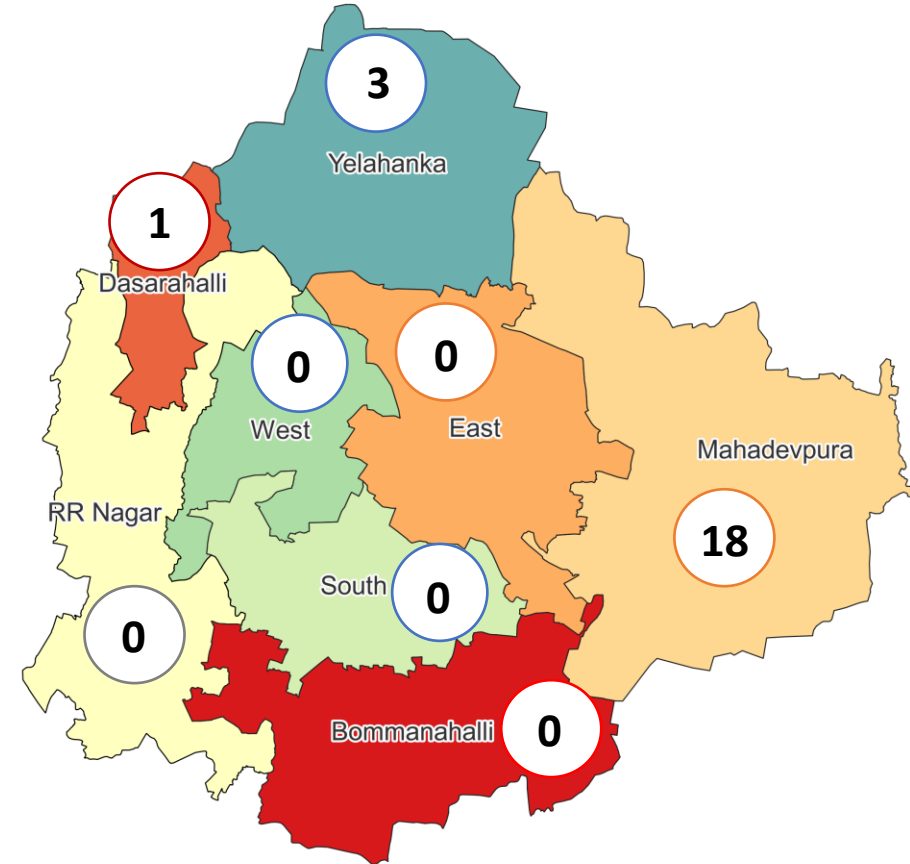


CLUSTER DETAILS



Zone Name	TOTAL CLUSTERS	Budding Clusters	Clusters	Outbreaks
		Less Than 5 Cases	5 To 14 Cases	More Than 14 Cases
BOMMANAHALLI	0 (-)	0 (-)	0 (-)	0 (-)
DASARAHALLI	1 (-)	0 (-)	1 (-)	0 (-)
EAST	0 (-)	0 (-)	0 (-)	0 (-)
MAHADEVPURA	18 (-)	18 (-)	0 (-)	0 (-)
RR NAGAR	0 (-)	0 (-)	0 (-)	0 (-)
SOUTH	0 (-)	0 (-)	0 (-)	0 (-)
WEST	0 (-)	0 (-)	0 (-)	0 (-)
YELAHANKHA	3 (-)	3 (-)	0 (-)	0 (-)
TOTAL	22 (-)	21 (-)	1 (-)	0 (-)

Total Active Clusters



Types of Clusters

Zone Name	Apartments/ Villa	Individual House	Hostels/Quarters	Others	Schools/Colleges
BOMMANAHALLI	0 (-)	0 (-)	0 (-)	0 (-)	0 (-)
DASARAHALLI	0 (-)	1 (-)	0 (-)	0 (-)	0 (-)
EAST	0 (-)	0 (-)	0 (-)	0 (-)	0 (-)
MAHADEVPURA	18 (-)	0 (-)	0 (-)	0 (-)	0 (-)
RR NAGAR	0 (-)	0 (-)	0 (-)	0 (-)	0 (-)
SOUTH	0 (-)	0 (-)	0 (-)	0 (-)	0 (-)
WEST	0 (-)	0 (-)	0 (-)	0 (-)	0 (-)
YELAHANKHA	3 (-)	0 (-)	0 (-)	0 (-)	0 (-)
TOTAL	21 (-)	1 (-)	0 (-)	0 (-)	0 (-)

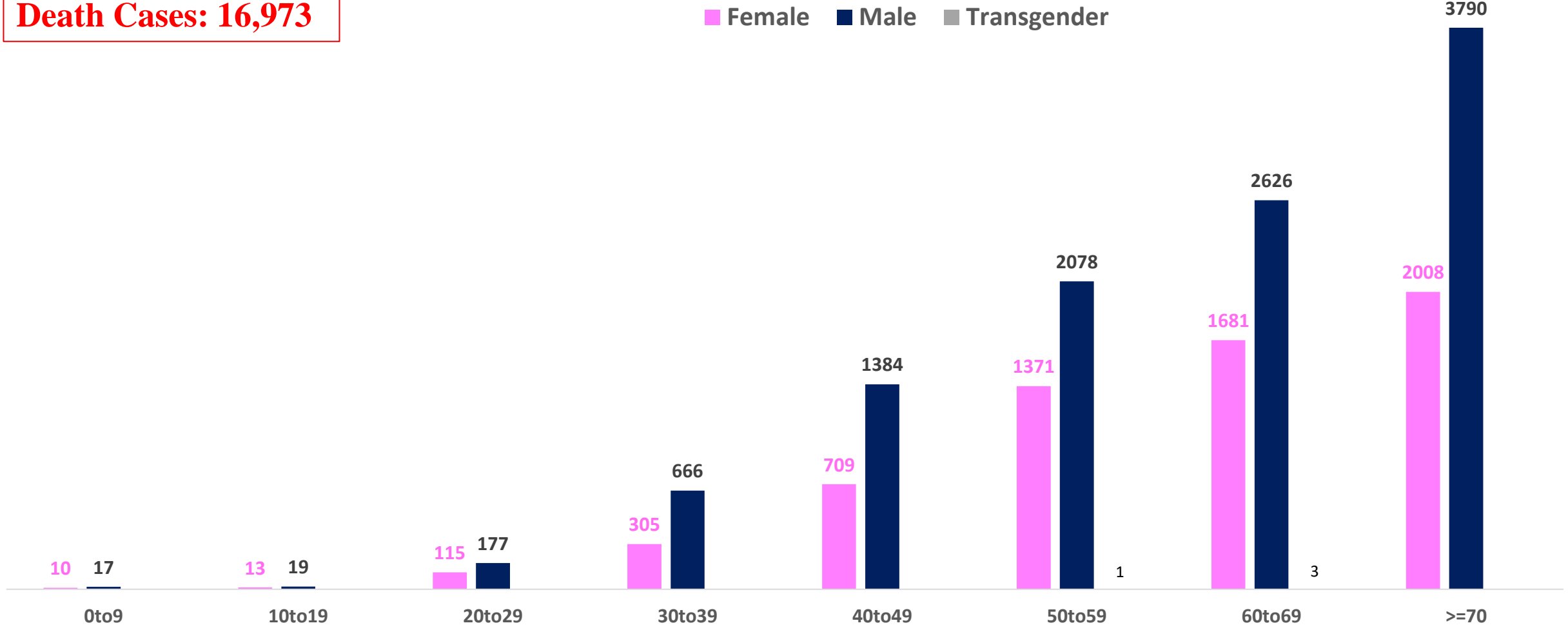
▲▼ : Shows increase and decrease in numbers as compared to previous day



AGE AND GENDER WISE DISTRIBUTION OF DEATH CASES



Death Cases: 16,973





VACCINATION COVERAGE AS ON 23.07.2022



Total Doses Administered

2,00,41,464

▲ 23,525

Total 12-14 years Population : 2.82 Lakhs

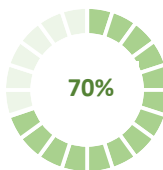
1ST DOSE



2,83,821
Doses administered

▲ 528

2ND DOSE

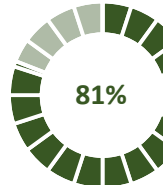


1,96,494
Doses administered

▲ 2,293

Total 15-18 years Population : 4.42 Lakhs

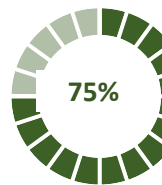
1ST DOSE



3,57,721
Doses administered

▲ 111

2ND DOSE

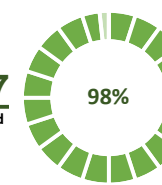


3,31,917
Doses administered

▲ 446

Total adult Population : 91.7 Lakhs

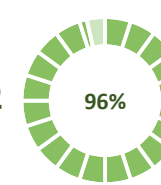
1ST DOSE



90,11,885
Doses administered

▲ 264

2ND DOSE



88,45,038
Doses administered

▲ 567

Priority Group*

Health Care Workers

Dose 1

2,10,360

Doses administered

▲ 0

Dose 2

2,07,025

Doses administered

▲ 3

Frontline Workers

Dose 1

3,81,938

Doses administered

▲ 0

Dose 2

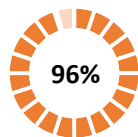
3,73,264

Doses administered

▲ 2

45 – 59 Years Coverage

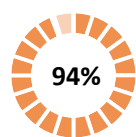
Dose 1



16,95,055
Doses administered

▲ 35

Dose 2

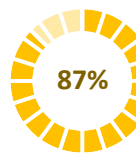


16,71,869
Doses administered

▲ 70

18 - 44 Years Coverage

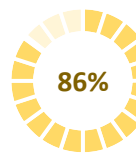
Dose 1



57,44,233
Doses administered

▲ 207

Dose 2



56,28,938
Doses administered

▲ 446

60 + Years Coverage

Dose 1



9,80,299
Doses administered

▲ 22

Dose 2



9,63,942
Doses administered

▲ 46

PRECAUTION DOSE



10,14,588

Doses administered

▲ 19,316

PRECAUTION DOSES ADMINISTERED

Health Care Workers

91,355

Booster Doses administered

▲ 246

Front Line Workers

1,26,004

Booster Doses administered

▲ 656

60 + Years Coverage

3,71,132

Booster Doses administered

▲ 1,161

18 + Years Coverage

4,26,097

Booster Doses administered

▲ 17,253

▲ indicates the increase in last 24 hours



COVID-19 SCENARIO IN BENGALURU AND OTHER METROPOLITAN CITIES



CITY NAME	Positive Cases	Active Cases	Recovered	Deceased	Vaccine Doses Administered
New Delhi	19,47,763	2,489	19,18,975	26,299	3,56,61,821
Bengaluru*	18,27,295	7,734	18,02,588	16,973	2,31,24,054
Mumbai	11,21,752	1,855	11,00,259	19,638	2,17,24,692
Chennai	7,79,502	5,213	7,65,220	9,069	1,08,75,661

Source : <https://dashboard.cowin.gov.in/> at 5:00pm (24.07.2022)
Source : <https://www.covid19bharat.org/> at 5:00pm(24.07.2022)

*includes BBMP & Bengaluru Urban



SNAPSHOT OF COVID-19 CASES IN BENGALURU URBAN



**Total Wards With
< =10 Cases* :
79**

**Tests Conducted
On 23.07.2022:
10,018**

**Recovery
Rate:
98.65%**

**Total
Active Cases :
7,734**

**Total Vaccinated on
23.07.2022:
23,525**

**Positivity
Rate* :
7.09%**

**Active
Rate:
0.42%**

**Case
Fatality Rate* :
0.00%**



*Total positive cases In the past 7 days

*CFR and positivity is for Past 7 days



ಬೃಹತ್ ಬೆಂಗಳೂರು ಮಹಾನಗರ ಪಾಲಿಕೆ
Bruhat Bengaluru Mahanagara Palike



Download BBMP Bulletin	https://apps.bbmpgov.in/covid19/mediabulletin.php
For BBMPCovid19 Bed Status:	https://apps.bbmpgov.in/covid19/en/Bedstatus.php
To register for vaccination :	https://selfregistration.cowin.gov.in/
BBMP COVID19 Dashboard:	https://apps.bbmpgov.in/covid19/
Follow us on:	 www.facebook.com/bbmp.comm1/
	 twitter.com/BBMPCOMM

Issued by:

Honorable Chief Commissioner, BBMP
Special Commissioner Health & IT, BBMP
MD, Bengaluru Smart City Limited

THANK YOU !

